

FORMATION OF SLOW IONS WHEN FAST PROTONS AND HYDROGEN ATOMS PASS  
THROUGH NITROUS OXIDE

V. A. GUSEV, D. V. PILIPENKO, and Ya. M. FOGEL'

Physico-technical Institute, Academy of Sciences, Ukrainian S.S.R.

Submitted to JETP editor April 16, 1966

J. Exptl. Theoret. Phys. (U.S.S.R.) 51, 1007-1010 (October, 1966)

A study was undertaken of the mass spectra of slow ions, formed in the processes of dissociative ionization of the  $N_2O$  molecule by fast protons and hydrogen atoms, and of the mass spectra of slow negative ions formed in the processes of charge exchange between the hydrogen atom and the  $N_2O$  molecule. A comparison was made of the relative intensities of beams of slow ions with the energies needed to break the bonds in the  $N_2O$  molecule.

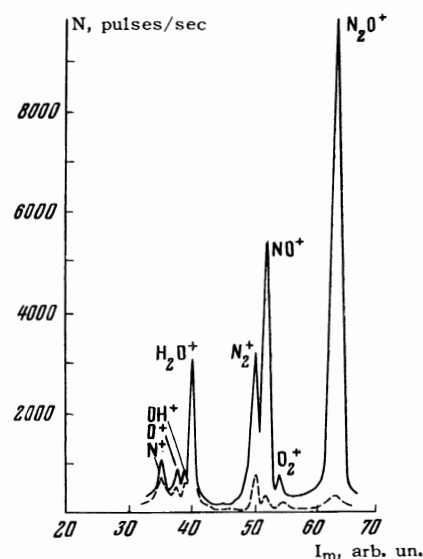
**I**N our earlier investigations,<sup>[1,2]</sup> we used a double mass-spectrometer apparatus to study the processes of formation of slow positive and negative ions in the collisions of fast atoms and negative ions of hydrogen with the molecules of a number of diatomic gases. The investigation reported here was carried out on the triatomic gas molecule  $N_2O$  (nitrous oxide).

The sensitivity of the apparatus was considerably increased (by about two orders of magnitude) by replacing the system used to detect slow ions at the output of the mass spectrometer. Instead of the arrangement consisting of a secondary-electron multiplier and electrometer amplifier at the mass-spectrometer output, we used an ion counter, with a noise level of 3-5 pulses in 10 sec, which has been described by Kozlov et al.<sup>[3]</sup>

The nitrous oxide was prepared by the thermal decomposition of ammonium nitrate  $NH_4NO_3$ . Special mass-spectrometric and spectroscopic investigations showed that the nitrous oxide did not contain  $N_2$  as an impurity. The investigations were carried out at an  $N_2O$  pressure of the order of  $10^{-4}$  mm Hg. The residual gas pressure in the collision chamber amounted to  $(3-5) \times 10^{-5}$  mm Hg.

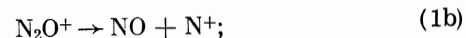
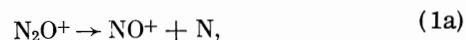
The mass spectra of slow positive and negative ions were obtained by passing, through the  $N_2O$ , hydrogen atoms having energies of 8 and 30 keV. We also obtained the mass spectrum of slow positive ions formed by passing through the  $N_2O$  a beam of protons of 30 keV energy. The figure gives the mass spectrum of slow positive ions, obtained by passing through the  $N_2O$  hydrogen atoms of 8 keV.

It is evident from the figure that the mass spectrum of positive ions included the ions  $N_2O^+$ ,  $NO^+$ ,  $N_2^+$ ,  $O^+$ , and  $N^+$  (which are listed in decreasing



Spectra of slow positive ions ( $E_{H^0} = 8$  keV): continuous line represents the spectrum of the investigated gas, and the dashed line is the residual gas spectrum.

order of their intensity), formed as a result of nondissociative and dissociative ionization and charge-exchange processes in the collisions of the hydrogen atoms with  $N_2O$  molecules. The  $N_2O^+$  ion produced by these processes may decay as follows:



From the relative intensities of the mass lines in the spectrum given in the figure, we can draw the following conclusions:

1) The probabilities of formation of stable and unstable  $N_2O^+$  ions in the collisions of hydrogen atoms with  $N_2O$  molecules are of the same order of magnitude.

2) The probability of decay of unstable  $N_2O^+$  ion involving the breaking of the N—NO bond [process (1)] is considerably higher than the probability of decay involving the breaking of the  $N_2$ —O bond [process (2)].

3) The probabilities of the processes (1a) and (2a) are considerably higher than the probability of processes (1b) and (2b), i.e., the  $N_2O^+$  ion decays mainly to form molecular charged fragments.

A comparison of the spectra of positive ions formed in  $N_2O$  by protons and hydrogen atoms of 30 keV energy leads to the conclusion that the charge state of a fast particle has very little influence on the relative intensities of the mass lines. This is evidently associated with the fact that the formation of  $N_2O^+$  ions is mainly due to the ionization of  $N_2O$  molecules by the impact of fast particles and not to the charge-exchange processes.

We found some dependence of the relative intensities of the mass lines in the spectrum of positive ions on the fast-particle velocity. In particular, as the velocity of the hydrogen atom decreased, the probability of process (1a) increased and the probability of process (1b) decreased.

We found only the  $O^-$  ions in the spectrum of the slow negative ions, formed in the collisions of 8 and 30 keV hydrogen atoms with  $N_2O$  molecules. Hence, we can draw the following conclusions:

a)  $N_2O^-$  ions are not formed in the collisions of hydrogen atom with  $N_2O$  molecules. In this respect, the  $N_2O$  molecule differs from the NO molecule, for which collisions with hydrogen atoms give rise mainly to NO ions.<sup>[1]</sup> This difference is evidently associated with the fact that the  $N_2O^-$  ion is unstable.

b) The decay of the unstable ion  $N_2O^-$ , formed in the charge exchange of the hydrogen atom with the  $N_2O$  molecule, involves the breaking of the  $N_2$ —O bond.  $NO^-$  ions, which can be formed from  $N_2O^-$  ions by breaking the N—O bond, are not observed.

The mass spectrum of ions formed in the collisions of electrons with  $N_2O$  molecules has been investigated in<sup>[4-6]</sup> (positive ions) and in<sup>[7-9]</sup> (negative ions). The mass spectrum of positive ions, formed by electron collisions with  $N_2O$  molecules, is characterized by a low probability of the process (2a) compared with the probability of the process (1a), which follows from the results given in<sup>[6]</sup>, whose authors did not detect  $N_2^+$  ions in the mass spectrum. Although other workers<sup>[4,5]</sup> have repor-

ted the presence of  $N_2^+$  ions in the mass spectrum, they have themselves pointed out that the investigated nitrous oxide contained a considerable amount of nitrogen impurity and this accounted for the appearance of  $N_2^+$  ions in the mass spectrum. The low probability of the process (2a) in the collisions of electrons with  $N_2O$  molecules has also been confirmed in<sup>[10,11]</sup>, where the spectrum of the radiation of  $N_2O$ , excited by electron impact, was investigated. This spectrum had bands of the  $N_2O^+$  and  $NO^+$  molecules but had no bands of the first negative system of the  $N_2^+$  molecule (this will be denoted by "1 neg.  $N_2^+$ ").

Thus, we may conclude that the probability of the process (2a) in the collisions of heavy particles ( $H^+$ , H) with the  $N_2O$  molecule is considerably higher than in electron collisions. This conclusion is confirmed not only by the results of mass-spectrometric measurements, but also by the data from spectroscopic investigations carried out using the apparatus described in<sup>[12]</sup>, where it was shown that the emission spectrum of  $N_2O$ , excited by the impact of protons of 30 keV energy, included the 1 neg.  $N_2^+$  bands. The different probabilities of the process (2a) in the collisions of electrons and heavy particles with  $N_2O$  molecules may be associated with the fact that the velocity of electrons employed in the investigation reported in<sup>[6,10,11]</sup> was higher than the velocities of the protons and hydrogen atoms used in the present investigation. However, it is also possible that this difference was, to some extent, due to the different nature of the ionizing particle.

According to the data reported in<sup>[7-9]</sup>, only  $O^-$  ions were observed in the mass spectrum of the negative ions formed in the collisions of electrons with  $N_2O$  molecules. It thus follows from the results of the present investigation that the nature of the mass spectra of the negative ions, formed in the collisions of electrons and hydrogen atoms with  $N_2O$  molecules, are the same. In this respect, the  $N_2O$  molecule differs considerably from the NO molecule, for which the nature of the mass spectrum of negative ions depends on the nature of the incident particle.<sup>[1,2]</sup>

In conclusion, it is interesting to compare some features of the decay of the  $N_2O^+$  and  $N_2O^-$  ions and of the  $N_2O$  molecule.

According to the published data,<sup>[13]</sup> the energies required for breaking the  $N_2$ —O bonds and NO—N bonds are 1.2 and 4.5 eV. In accordance with these results, the thermal dissociation of the  $N_2O$  molecule involves mainly the weaker  $N_2$ —O bonds.<sup>[14]</sup> It follows from the data just presented that the same bond is broken in the dissociation of the  $N_2O^-$

ion. The processes of dissociation of the  $N_2O^+$  ion, formed by charge exchange between a number of positive ions with  $N_2O$  molecules, have been investigated in<sup>[15]</sup> and it has been shown that, in a considerable majority of cases, the dissociation of the  $N_2O^+$  ion involves mainly the NO—N bond. The results of the present investigation also indicate that the breaking of the NO—N bond in  $N_2O^+$  is more likely. However, it follows from<sup>[15]</sup> that, in some cases, the  $N_2$ —O bond is more likely to be broken. All this indicates that the probability of the formation of  $NO^+$  and  $N_2^+$  ions in the processes of dissociation of  $N_2O^+$  ions depends not only on the energy required to break bonds in the  $N_2O^+$  ion, but also on the type of process by which this ion is formed.

We are grateful to G. N. Polyakova who investigated, at our request, the emission spectrum of  $N_2O$  excited by proton impact.

<sup>1</sup>D. V. Pilipenko and Ya. M. Fogel', JETP 48, 404 (1965), Soviet Phys. JETP 21, 266 (1965).

<sup>2</sup>D. V. Pilipenko, V. A. Gusev, and Ya. M. Fogel', JETP 49, 1402 (1965), Soviet Phys. JETP 22, 965 (1966).

<sup>3</sup>V. F. Kozlov, B. Ya. Kolot, and A. N. Dovbnya, PTÉ, No. 6, 81 (1965).

<sup>4</sup>E. C. G. Stueckelberg and H. D. Smyth, Phys. Rev. 36, 478 (1930).

<sup>5</sup>R. K. Curran and R. E. Fox, J. Chem. Phys. 34, 1590 (1961).

<sup>6</sup>J. Collin and F. P. Lossing, J. Chem. Phys. 28, 900 (1958).

<sup>7</sup>B. E. Knox and B. P. Burt, J. Chem. Phys. 28, 1256 (1958).

<sup>8</sup>G. J. Schulz, J. Chem. Phys. 34, 1778 (1961).

<sup>9</sup>B. P. Burt and J. M. Henis, J. Chem. Phys. 41, 1510 (1964).

<sup>10</sup>M. Horani and S. Leach, Compt. Rend. 248, 2196 (1959).

<sup>11</sup>I. D. Latimer and J. W. McConkey, Proc. Phys. Soc. (London) 86, 745 (1965).

<sup>12</sup>G. N. Polyakova, V. I. Tatus', S. S. Strel'chenko, Ya. M. Fogel', and V. M. Fridman, JETP 50, 1464 (1966), Soviet Phys. JETP (in press).

<sup>13</sup>V. I. Vedeneev, L. V. Gurvich, V. N. Kondrat'ev, V. A. Medvedev, and E. L. Frankevich, Energiya razryva khimicheskikh svyazei (Breaking energy of Chemical Bonds), Izd. AN SSSR, 1962.

<sup>14</sup>J. N. Bradley and G. B. Kristiakowsky, J. Chem. Phys. 35, 256 (1961).

<sup>15</sup>E. Lindholm, Z. Naturforsch. 9a, 535 (1954).

Translated by A. Tybulewicz