

AN INVESTIGATION OF VIBRATIONAL ENERGY TRANSFER FROM HF AND DF
MOLECULES TO CO₂ MOLECULES

G. K. VASIL'EV, E. F. MAKAROV, V. G. PAPIN, and V. L. TAL'ROZE

Institute of Chemical Physics, U.S.S.R. Academy of Sciences

Submitted February 4, 1971

Zh. Eksp. Teor. Fiz. 61, 97-100 (July, 1971)

Vibrational energy transfer from HF and DF molecules to CO₂ molecules was studied by the chemi-luminescent flow technique. Assuming slow $v-v$ exchange between the molecule pairs HF - H₂ and DF - D₂, the respective rate constants at 400° K were found to be (in cm³/sec-molecule): $k_{\text{HF}, \text{CO}_2} = 1.8 \times 10^{-14}$ and $k_{\text{DF}, \text{CO}_2} = 3.3 \times 10^{-12}$; assuming rapid $v-v$ exchange: $k_{\text{HF}, \text{CO}_2} \approx 1.1 \times 10^{-12}$ and $k_{\text{DF}, \text{CO}_2} = 50(3.3 \times 10^{-13} - k_{\text{D}_2, \text{CO}_2})$.

VIBRATIONAL exchange between a number of different molecules and CO₂ molecules, which was investigated in recently published work,^[1-4] has an important role in combustion processes and in molecular gas lasers.^[2,5-11] In^[6-11] laser action was achieved using CO₂ molecules excited by the transfer of vibrational energy from HCl, HF, DF, and HBr molecules that were formed in chemical reactions.

In the present work a previously described chemi-luminescent flow technique^[12] is used to investigate the transfer of vibrational energy from HF and DF molecules to CO₂ molecules.

The experimental arrangement is shown in Fig. 1. Molecular hydrogen (or deuterium) entered the discharge tube 4; CO₂ gas and fluorine entered the reaction vessel 1 directly through calibrated apertures of ~100- μ diameter. Partial dissociation of the H₂ (D₂) took place in the discharge tube; HF (DF) molecules in a vibrationally excited state were formed mainly in the reaction $\text{H}(\text{D}) + \text{F}_2 \rightarrow \text{HF}(\text{DF}) + \text{F}$. The experiment consisted essentially in maintaining constant flow rates of H₂(D₂) and F₂ while varying the flow rate of CO₂, and in observing the varying intensity of radiation from vibrationally excited $v=1$ HF (DF) molecules as a function of the CO₂ concentration in the reaction vessel. The gas flow rates, which were determined from the decrease of pressures in tanks of known volumes, were in the following ranges (measured in $\mu\text{M}/\text{sec}$): H₂: 170-270; D₂: 105-210; F₂: 0.7-1.4; CO₂: 0-70. The respective partial pressures were 0.5-0.8; 0.3-0.7; $(2-4) \times 10^{-3}$; and 0-0.2 Torr. The molecules remained an average time of 9×10^{-3} sec in the optical cell before their radiation was registered. The temperature in the reaction vessel was about 400° K.

The following conditions prevailed in our experiments: a) The concentration of H(D) atoms in the stream greatly exceeded the concentration of F₂ molecules, whose dissociation rate was much lower than the flow rate resulting from the reaction; b) the transfer rate of vibrational energy from excited HF (DF) molecules to CO₂ and H₂(D₂) molecules greatly exceeded the rate of the inverse processes.

Because of the existing uncertainty regarding the deactivation rate constants of vibrationally excited HF (DF)

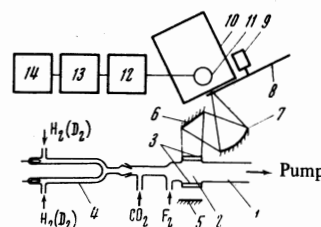


FIG. 1. Experimental arrangement. 1—Reaction vessel, 2—optical cell, 3—exit windows, 4—discharge tube, 5—plane mirror, 6 and 7—focusing mirrors, 8—modulator disk, 9—electric motor, 10—IKM-1 monochromator, 11—Au-Ge detector of radiation, 12—amplifier, 13—signal detection circuit, 14—automatic recorder.

molecules, the following two sets of assumptions governed the treatment of our experimental data:

1) The probabilities of intermolecular $v-v$ exchange in the HF - HF and DF - DF cases are large, but in the HF - H₂ and DF - D₂ cases are small. Also, the characteristic formation time of excited HF (DF) molecules in the given reaction is much shorter than their deactivation time due to all processes. These assumptions are supported by the data of Kompa et al.^[13] and by the (Russian) data of Chaikin and Arutyunov.

2) The characteristic times of intermolecular $v-v$ exchange in the HF - H₂ and DF - D₂ cases are shorter than in the HF - CO₂ and DF - CO₂ cases, and are comparable with or shorter than the formation time of HF (DF) molecules in our reactor. These assumptions are supported by recent data in^[14].

The assumptions 1) lead to

$$I_{\text{HF}, v=1} \sim \exp[-k_{\text{HF}, \text{CO}_2}(\text{CO}_2)t], \quad (1)$$

and the assumptions 2) lead to

$$I_{\text{HF}, v=1} \sim \exp\left\{-\left[\frac{k_{\text{H}_2, \text{HF}}}{k_{\text{HF}, \text{H}_2}} \frac{(\text{HF})}{(\text{H}_2)} k_{\text{HF}, \text{CO}_2} + k_{\text{H}_2, \text{CO}_2}\right](\text{CO}_2)t\right\}. \quad (2)$$

Here $I_{\text{HF}, v=1}$ is our measurement of the radiation intensity from HF molecules, k is the rate constant of vibrational energy transfer (cm³/sec-molecule); (CO₂) is the concentration of CO₂ molecules in the reactor. (In analogous expressions for $I_{\text{DF}, v=1}$ all HF labels are to be replaced by DF, and H₂ by D₂.)

1. The transfer of vibrational energy from HF mole-

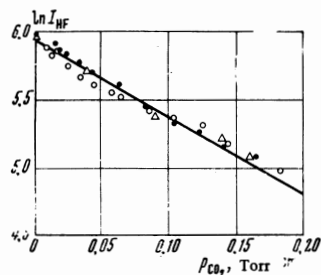


FIG. 2

FIG. 2. Intensity of radiation from HF molecules versus CO_2 pressure. Flow rates: \bullet — H_2 —270, F_2 —1.24; \circ — H_2 —200, F_2 —0.62; Δ — H_2 —170, F_2 —0.72 $\mu\text{M}/\text{sec}$.

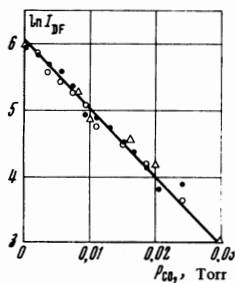
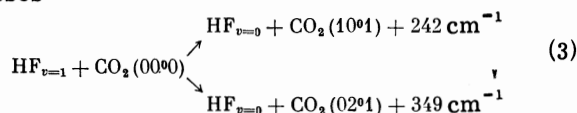


FIG. 3

FIG. 3. Intensity of radiation from DF molecules versus CO_2 pressure. Flow rates: \bullet — D_2 —210, F_2 —1.34; \circ — D_2 —105, F_2 —1.24; Δ — D_2 —1.85, F_2 —0.97 $\mu\text{M}/\text{sec}$.

cules to CO_2 molecules occurs, as stated in^[9], in the processes



where the upper laser level of CO_2 (00^1) is populated in the processes

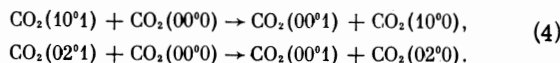


Figure 2 shows how the logarithm of the radiation intensity from HF molecules depends on the CO_2 concentration in the data from three different experiments. A single relative intensity scale was used on the basis of the signals in the absence of CO_2 molecules. The experimental points are well fitted by a straight line whose slope indicates that under conditions 1) we have $k_{\text{HF}, \text{CO}_2} = 1.8 \times 10^{-14} \text{ cm}^3/\text{sec-molecule}$, and under conditions 2) we have $k_{\text{HF}, \text{CO}_2} = 60(1.8 \times 10^{-14} - k_{\text{H}_2\text{CO}_2}) \text{ cm}^3/\text{sec-molecule}$.

2. The transfer of vibrational energy from DF molecules to CO_2 molecules occurs in the process

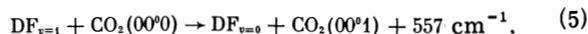


Figure 3 illustrates how the logarithm of radiation intensity from $\text{DF}_{v=1}$ molecules depends on the CO_2 concentration in the reaction vessel. The slope of this graph shows that under conditions 1) we have $k_{\text{DF}, \text{CO}_2} = 3.3 \times 10^{-13} \text{ cm}^3/\text{sec-molecule}$, and under conditions 2) we have $k_{\text{DF}, \text{CO}_2} = 50(3.3 \times 10^{-13} - k_{\text{D}_2, \text{CO}_2}) \text{ cm}^3/\text{sec-molecule}$.

Our experimental determination of $k_{\text{H}_2, \text{CO}_2}$, which appears as the subtrahend in the foregoing numerical

expression for $k_{\text{HF}, \text{CO}_2}$ under conditions 2), showed that $k_{\text{H}_2, \text{CO}_2} \ll 1.8 \times 10^{-14}$, i.e., $k_{\text{HF}, \text{CO}_2} \approx 1.1 \times 10^{-12} \text{ cm}^3/\text{sec-molecule}$. We still have no data for $k_{\text{D}_2, \text{CO}_2}$. If it should be found that $k_{\text{D}_2, \text{CO}_2} \ll 3.3 \times 10^{-13}$, then under both conditions 1) and conditions 2) we would obtain the ratio $k_{\text{DF}, \text{CO}_2}/k_{\text{HF}, \text{CO}_2} \approx 20$.

The achievement of continuous laser action in the systems $\text{D}_2 + \text{F}_2 + \text{CO}_2$ and $\text{H}_2 + \text{F}_2 + \text{CO}_2$ has been reported in^[9]. The power levels relative to identical flow rates of the reagents also differ by a factor of about 20. This indicates that the effects on the power output which are due to other factors (the "inutile" deactivation of HF and DF, the magnitudes of the average vibrational quanta, and the chemical reaction rates) are compensated randomly in both systems.

¹R. L. Taylor, M. Camac, and R. M. Feinberg, Eleventh International Symposium on Combustion, The Combustion Institute, Pittsburgh, Pa., 1967, p. 49; R. L. Taylor and S. Bitterman, *J. Chem. Phys.* **50**, 1720 (1969).

²C. B. Moore, R. E. Wood, B.-L. Hu, and J. T. Yardley, *J. Chem. Phys.* **46**, 4222 (1967); W. A. Rosser, A. D. Wood, and E. T. Gerry, *J. Chem. Phys.* **50**, 4996 (1969).

³J. C. Stephenson, R. E. Wood, and C. B. Moore, *J. Chem. Phys.* **48**, 4790 (1968); J. C. Stephenson and C. B. Moore, *J. Chem. Phys.* **52**, 2333 (1970).

⁴H. J. Bauer and R. Schotter, *J. Chem. Phys.* **51**, 3261 (1969).

⁵C. K. N. Patel, *Appl. Phys. Lett.* **6**, 12 (1965).

⁶H. L. Chen, J. C. Stephenson, and C. B. Moore, *Chem. Phys. Lett.* **2**, 593 (1968).

⁷R. W. F. Gross, *J. Chem. Phys.* **50**, 1889 (1969).

⁸T. A. Cool, R. R. Stephens, and T. J. Falk, *Int. J. Chem. Kinetics* **1**, 495 (1969).

⁹T. A. Cool, T. J. Falk, and R. R. Stephens, *Appl. Phys. Lett.* **15**, 318 (1969).

¹⁰T. A. Cool and R. R. Stephens, *J. Chem. Phys.* **52**, 3304 (1970).

¹¹N. G. Basov, V. T. Galochkin, L. V. Kulakov, E. P. Markin, A. I. Nikitin, and A. N. Oraevskiy, Collection, *Kratkie soobshcheniya po fizike* (Brief Communications in Physics), FIAN USSR, No. 8, 10 (1970).

¹²G. K. Vasil'ev, E. F. Makarov, V. G. Papin, and V. L. Tal'roze, in *Mezhdunarodnyĭ simpozium po khimicheskim kvantovym generatoram* (International Symposium on Chemical Lasers), Moscow, 1969; *Dokl. Akad. Nauk SSSR* **191**, 1077 (1970).

¹³K. L. Kompa, J. H. Parker, and G. C. Pimentel, *J. Chem. Phys.* **49**, 4257 (1968).

¹⁴J. R. Airey and S. F. Fried, *Chem. Phys. Lett.* **8**, 23 (1971).

Translated by I. Emin